



DIY CAT TOY

Materials needed: Wooden dowel rod, felt, cord, glue gun, scissors.



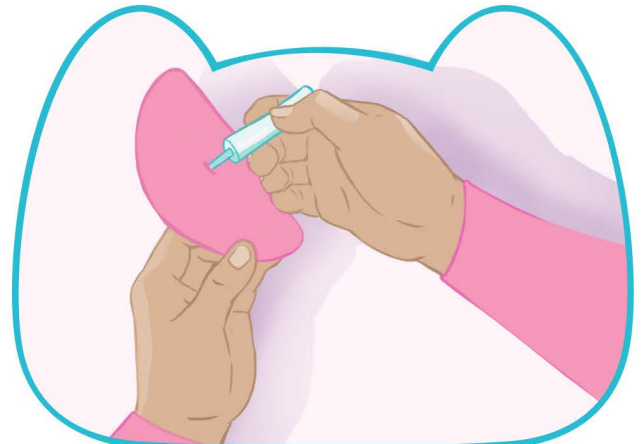
1. Have an adult cut a long piece of cord.



2. Glue the cord to the dowel.



3. Work together to cut the felt into shapes.



4. Poke holes in the middle of the felt.



5. Run the cord through the holes & tie a knot.




6. Now it's purr-fect for playtime! Enjoy!


DIY CAT TOY

Mouse Stencil

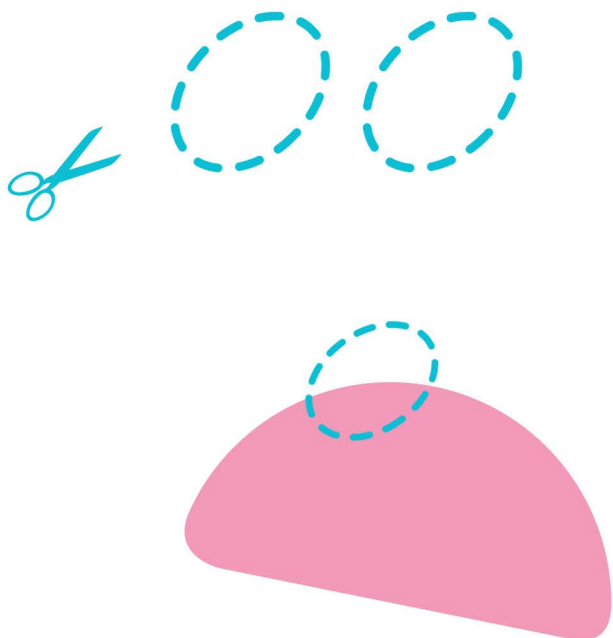
1. Cut felt in shapes.



2. Glue larger pieces together to form the body.



3. Glue smaller pieces to form mouse ears.



4. Use a marker to draw on eyes, nose, and whiskers.

